

# 1A GRAMMAR verb **be** [+], subject pronouns: *I, you, etc.*

**a** Complete the sentences with a pronoun (*I, you, etc.*) and *'m, 're, or 's*.



1 *I'm* at the airport.

2 \_\_\_\_\_ my teacher.



3 \_\_\_\_\_ in Class 2.

4 \_\_\_\_\_ taxis.



5 \_\_\_\_\_ my cat.

6 \_\_\_\_\_ your teacher.



7 \_\_\_\_\_ in this class.

8 \_\_\_\_\_ egg sandwiches.




9 \_\_\_\_\_ in the cafe.

10 \_\_\_\_\_ in Room 231.



11 \_\_\_\_\_ my computer.

12 \_\_\_\_\_ a student in my class.



**b** Rewrite sentences 1–12 with the full forms (NOT contractions).

1 *I am* at the airport.

7 \_\_\_\_\_ in this class.

2 \_\_\_\_\_ my teacher.

8 \_\_\_\_\_ egg sandwiches.

3 \_\_\_\_\_ in Class 2.

9 \_\_\_\_\_ in the cafe.

4 \_\_\_\_\_ taxis.

10 \_\_\_\_\_ in Room 231.

5 \_\_\_\_\_ my cat.

11 \_\_\_\_\_ my computer.

6 \_\_\_\_\_ your teacher.


12 \_\_\_\_\_ a student in my class.

## activation

**c** **Test your memory.** Cover the sentences in **a**. Look at the pictures and say the sentences. Use contractions.

# 1B GRAMMAR verb *be* [?] and [-]

a Complete the conversations with a form of the verb *be*. Use contractions where possible.



1

**Juan** Hi.

**Petra** <sup>1</sup>Is this Class 2?

**Juan** Yes, it <sup>2</sup>\_\_\_\_\_. <sup>3</sup>\_\_\_\_\_ you in this class, too?

**Petra** Yes, I <sup>4</sup>\_\_\_\_\_. What <sup>5</sup>\_\_\_\_\_ your name?

**Juan** I <sup>6</sup>\_\_\_\_\_ Juan.

**Petra** Hello. My name <sup>7</sup>\_\_\_\_\_ Petra.

**Juan** Where <sup>8</sup>\_\_\_\_\_ you from, Petra?

**Petra** I <sup>9</sup>\_\_\_\_\_ from the Czech Republic. And you?

**Juan** I <sup>10</sup>\_\_\_\_\_ from Madrid.

**Petra** <sup>11</sup>\_\_\_\_\_ you Spanish?

**Juan** No, I <sup>12</sup>\_\_\_\_\_. I <sup>13</sup>\_\_\_\_\_ Mexican, but I live in Spain.

**Petra** Who <sup>14</sup>\_\_\_\_\_ our teacher?

**Juan** Her name <sup>15</sup>\_\_\_\_\_ Diane.

**Petra** <sup>16</sup>\_\_\_\_\_ she British?


**Juan** No, she <sup>17</sup>\_\_\_\_\_. She <sup>18</sup>\_\_\_\_\_ American.

**Petra** Where <sup>19</sup>\_\_\_\_\_ the other students? <sup>20</sup>\_\_\_\_\_ they in class?

**Juan** No, they <sup>21</sup>\_\_\_\_\_. They <sup>22</sup>\_\_\_\_\_ in the cafe!

## activation

b Practice the conversations on this page with a partner.



2

**Chris** Hi, I <sup>1</sup>'m Chris.

**Vinh** Hello. My name <sup>2</sup>\_\_\_\_\_ Vinh. It's my first day here.

**Chris** <sup>3</sup>\_\_\_\_\_ you Taiwanese, Vinh?

**Vinh** No, I <sup>4</sup>\_\_\_\_\_. I'm Vietnamese.

**Chris** Oh, which city <sup>5</sup>\_\_\_\_\_ you from?

**Vinh** I <sup>6</sup>\_\_\_\_\_ from Nha Trang in the center of Vietnam.

**Chris** <sup>7</sup>\_\_\_\_\_ it nice in Nha Trang?

**Vinh** Yes, it <sup>8</sup>\_\_\_\_\_. It's beautiful. <sup>9</sup>\_\_\_\_\_ you Australian?

**Chris** No, I <sup>10</sup>\_\_\_\_\_. I <sup>11</sup>\_\_\_\_\_ Irish.

**Vinh** Where <sup>12</sup>\_\_\_\_\_ you from in Ireland?

**Chris** Dublin, the capital.

**Vinh** Really? <sup>13</sup>\_\_\_\_\_ Dublin nice?

**Chris** Yes, it <sup>14</sup>\_\_\_\_\_ great!

**Vinh** <sup>15</sup>\_\_\_\_\_ this my computer?

**Chris** No, it <sup>16</sup>\_\_\_\_\_. This is your computer here.

**Vinh** Thanks. <sup>17</sup>\_\_\_\_\_ the boss here?

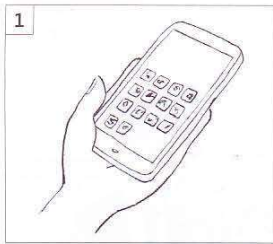
**Chris** No, he <sup>18</sup>\_\_\_\_\_. He's in a meeting.

**Vinh** <sup>19</sup>\_\_\_\_\_ the other people in the office American?

**Chris** No, they <sup>20</sup>\_\_\_\_\_. They <sup>21</sup>\_\_\_\_\_ from all over the world. Have a good first day at work!


# 1C GRAMMAR possessive adjectives: my, your, etc.

a Look at the pictures. Complete the sentences with *my, your, his, her, our, their*.




1 What's your name?

2 They're \_\_\_\_\_ dogs.




3 They're \_\_\_\_\_ children.

4 That's \_\_\_\_\_ house.



5 How do you spell \_\_\_\_\_ last name?

6 Oh, no! That's \_\_\_\_\_ train.



7 \_\_\_\_\_ names are Sophie and Ellie.

8 This is \_\_\_\_\_ chair.



9 They're \_\_\_\_\_ boots.

10 This is \_\_\_\_\_ bag.



11 That's \_\_\_\_\_ hotel.

12 Where's \_\_\_\_\_ car?



## activation


b Test your memory. Cover the sentences. Look at the pictures and say the sentences.

## 2A GRAMMAR *a / an, plurals; this / that / these / those*


a Complete the phrases with *a, an* or *-*.

- |                          |                               |
|--------------------------|-------------------------------|
| 1 They're <u>-</u> pens. | 5 This is _____ address book. |
| 2 They're _____ stamps.  | 6 It's _____ umbrella.        |
| 3 It's _____ wallet.     | 7 This is _____ credit card.  |
| 4 It's _____ ID card.    | 8 They're _____ watches.      |

b Look at the pictures. Write a question with *this, that, these, or those* and complete the answers.



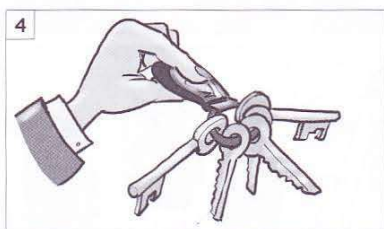
1 *What's that?*  
*It's a table.*



2 *What are those?*  
*They're books.*




3 \_\_\_\_\_?  
\_\_\_\_\_ DVD.



4 \_\_\_\_\_?  
\_\_\_\_\_ keys.



5 \_\_\_\_\_?  
\_\_\_\_\_ hotel.




6 \_\_\_\_\_?  
\_\_\_\_\_ calendar.



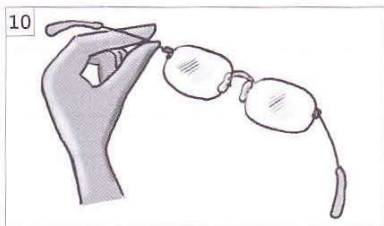
7 \_\_\_\_\_?  
\_\_\_\_\_ cell phone.




8 \_\_\_\_\_?  
\_\_\_\_\_ dictionaries.




9 \_\_\_\_\_?  
\_\_\_\_\_ printer.



10 \_\_\_\_\_?  
\_\_\_\_\_ glasses.



11 \_\_\_\_\_?  
\_\_\_\_\_ TV.



12 \_\_\_\_\_?  
\_\_\_\_\_ tickets.

### activation

c **Test your memory.** Cover the sentences and look at the pictures. Take turns asking and answering.

*What's this / that in English?*    *It's a ...*    *What are these / those in English?*    *They're ...*

## 2B GRAMMAR adjectives

a Write sentences for pictures 1–12. Use an adjective in the list.



*beautiful*

*dangerous*

*easy*

*fast*

*cheap*

*expensive*

*new*

**rich**

*long*

*old*

small



1 *He's a rich man.*

2 \_\_\_\_\_

3 \_\_\_\_\_

4 \_\_\_\_\_

5 \_\_\_\_\_

6 \_\_\_\_\_

7 \_\_\_\_\_

8 \_\_\_\_\_

9 \_\_\_\_\_

10 \_\_\_\_\_

11 \_\_\_\_\_

12 \_\_\_\_\_

### activation

b **Test your memory.** Cover the sentences and adjectives. Look at the pictures and remember the sentences.

## 2C GRAMMAR imperatives, *let's*

- a Complete the dialogues with a positive  $\oplus$  or negative  $\ominus$  imperative using a verb in the list.

be late be careful be quiet close park slow down take turn off sit down worry

- 1 A I'm cold. Close the window, please.  
B OK.
- 2 A What time is the exam?  
B Tomorrow at 9:00. Don't be late!
- 3 A This exercise is very difficult.  
B \_\_\_\_\_. I can help you.
- 4 A This city is very dangerous at night. Please \_\_\_\_\_.  
B OK.
- 5 A \_\_\_\_\_ here!  
B Why not?  
A It's a bus stop.
- 6 A \_\_\_\_\_ the TV and finish your homework!  
B OK, Dad.
- 7 A \_\_\_\_\_ photos!  
B Why not?  
A Look at that sign. "No photographs in the museum."
- 8 A \_\_\_\_\_ and open your books.  
B What page is it?  
A Page 22.
- 9 A \_\_\_\_\_, please. This is a library!  
B Sorry.
- 10 A \_\_\_\_\_! The limit is 55 mph on this road.  
B I know, but we're very late!

- b Complete the dialogue with *Let's ...* and a verb in the list.

ask go home have have park stop

- 1 A I'm tired.  
B OK. Let's stop and sit down.
- 2 A I'm hungry.  
B Me, too! \_\_\_\_\_ a sandwich in that cafe over there.
- 3 A It's very late.  
B Yes. \_\_\_\_\_.
- 4 A Look. The hotel is over there.  
B OK. \_\_\_\_\_ in that parking lot.
- 5 A Where's the bus station?  
B I don't know. \_\_\_\_\_ that man.
- 6 A I'm very thirsty.  
B Me, too. \_\_\_\_\_ a drink in that restaurant.

### activation

- c Practice the conversations on this page with a partner.