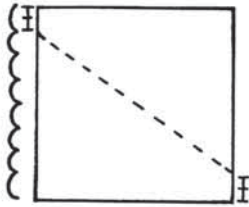




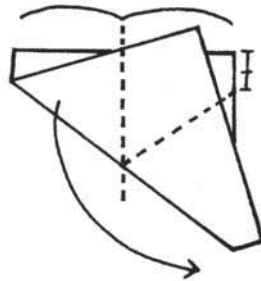
A Make a fish. All you need are a square piece of paper and your hands.

Step 1



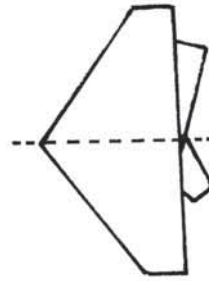
First, fold the paper almost in half.

Step 2



From the edge, fold the paper in half again.

Step 3



Turn the paper around.

Step 4



Finally, draw eyes and mouth. There's the fish!

B Read. Write the meaning.

1. Since the first century, people have been folding paper into objects.

century: _____

2. Paper folding does not require any tools. You only need your hands!

tools: _____

3. Papyrus was used 2,000 years ago.

papyrus: _____

4. The samurai helmet can be made in ten steps.

samurai helmet: _____

C Write.

introduced edge tool century object

1. When making origami, it is important to remember to fold the _____ carefully.

2. The Chinese _____ paper folding to Japan and Korea.

3. Scissors, glue, and tape are _____

4. Since the first _____, people have been folding paper.